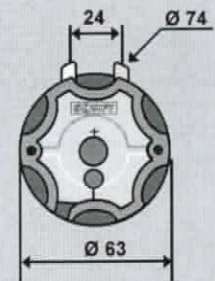
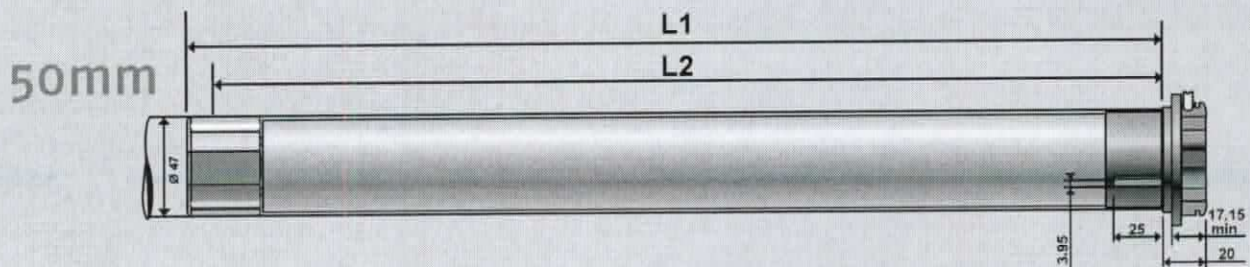
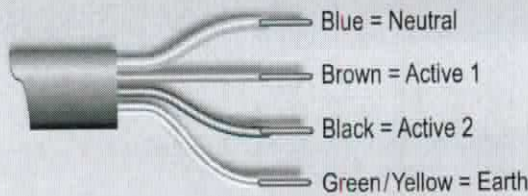


TECHNICAL CHARACTERISTICS



	ARIANE 6/17	JET 10/17	ATLAS 15/17	METEOR 20/17	GEMINI 25/17	HELIOS 30/17	MARINER 40/17	VECTRAN 50/12
L1 (mm)*	505	525	525	555	555	605	655	605
L2 riveting distance (mm)*	490	510	510	540	540	590	640	590
Torque (Nm)	6	10	15	20	25	30	40	50
Speed (rpm)	17	17	17	17	17	17	17	12
Turn Capacity	46	46	46	46	46	46	46	46
Rated Voltage (V)	230	230	230	230	230	230	230	230
Rated Power consumption (W)	90	120	140	160	170	240	270	240
Rated Current (A)	0.4	0.5	0.65	0.75	0.8	1.1	1.2	1.1
Running time before thermal cut off (min)	4	4	4	4	4	4	4	4
Thermal cut off temp (°C)	140	140	150	150	150	150	140	150
Average running noise (dbA)	46	47	50	53	56	55	57	55
Minimum tube diameter	50 X 1.5	50 X 1.5	50 X 1.5	50 X 1.5	50 X 1.5	50 X 1.5	50 X 1.5	50 X 1.5
Motor weight (kg)	1.72	1.85	1.95	2.15	2.2	2.35	2.8	2.55
Cable length (M)	2.5	2.5	2.5	2.5	2.5	2.5	2.5	2.5
Number of cores in cable	4	4	4	4	4	4	4	4
Cross section of cable (mm²)	0.75	0.75	0.75	0.75	0.75	0.75	0.75	0.75
Index Protection	IP44	IP44	IP44	IP44	IP44	IP44	IP44	IP44
Approval								

NOTE
Information about the noise is according to Somfy measures and is for information only. Taken as the worst value in load, for the up direction during the first 10 seconds of travel.

Normal functioning temperature: -10°C to +40°C

*For wheels on tubes ø50 x 1.5 add 8mm to L1 (mm) and L2.