

# MOTORS

## LT SERIES

The LT is a premium grade tubular motor that is ideal for a wide range of roller shutter application types.

Available in torques from 10Nm to 50Nm, coupled with its flexible 48mm design, it is adapted for Ozroll's 50mm circular and 60mm octagonal axles.

This European built motor with rapid set push button limits is an excellent all round performer.



MODEL	PART NUMBER	MIN SHUTTER WIDTH
10Nm	14.010.000	640mm
15Nm	14.015.000	640mm
20Nm	14.025.000	660mm
30Nm	14.030.000	710mm
40Nm	14.040.000	760mm
50Nm	14.050.000	710mm

### OPERATION CHOICES



Inis Uno  
Wall Switch  
#14.202.401



Inis Duo  
Wall Switch  
#14.203.401



Toggle Switch  
#14.201.401  
Toggle Plate  
#14.220.401



Key Switch  
Surface Mount  
#14.235.000



Key Switch  
Flush Mount  
#14.237.000

## RTS PREMIUM

Somfy's premium RTS range are ideal for a wide range of roller shutter application types. Available in torques from 10nm to 50nm, coupled with its flexible 48mm design, it is adapted for Ozroll's 50mm circular and 60mm octagonal axles.

This motor features a built-in radio receiver which has a memory capacity of 12 transmitters or channels plus 3 sensors and is specially designed for applications like obstacle detection, automatic limit setting, frost detection and more, allowing the RTS to enhance the functionality of roller shutters.



MODEL	PART NUMBER	MIN SHUTTER WIDTH
10Nm	14.061.000	770mm
15Nm	14.062.000	770mm
20Nm	14.063.000	770mm
30Nm	14.064.000	780mm
40Nm	14.065.000	855mm
50Nm	14.066.000	900mm

### OPERATION CHOICES



Single channel  
remote  
White  
#14.241.401  
Silver  
#14.241.416



5 channel  
remote  
White  
#14.242.401  
Silver  
#14.242.416



6 channel  
remote  
White  
#14.243.421  
Silver  
#14.243.422



16 channel  
remote  
White  
#14.243.430  
Silver  
#14.243.431



Key ring  
2 / 4 channel  
2 Channel  
#14.243.417  
4 Channel  
#14.243.418




Smooove origin  
wall switch  
#14.266.402

**LTN 50 WT**

The Somfy LTN 50 WT motor is currently exclusive only to Ozroll Industries in Australia.

These motors are a high quality but cost-effective option, with the benefit of a removable plug at the motor head and progressive limit settings which allow for simple installation and shutter servicing. All backed by the Somfy 5 year manufacturer warranty.



TORQUE	PART NUMBER	MIN SHUTTER WIDTH
8Nm	14.100.030	730mm
15Nm	14.102.030	800mm
30Nm	14.104.030	800mm

**OPERATION CHOICES**



Inis Uno  
Wall Switch  
#14.202.401



Inis Duo  
Wall Switch  
#14.203.401



Toggle Switch  
#14.201.401  
Toggle Plate  
#14.220.401



Key Switch  
Surface Mount  
#14.235.000




Key Switch  
Flush Mount  
#14.237.000

**LTN 50 RTS**

The Somfy LTN 50 RTS motor is currently exclusive only to Ozroll Industries in Australia.

With all the benefits of the standard LTN 50 WT but with a Radio Transmitted Signal (RTS), this motor offers a cost saving option for remote controlled shutters. It can be used in conjunction with the range of Somfy's quality remotes.



TORQUE	PART NUMBER	MIN SHUTTER WIDTH
8Nm	14.100.040	740mm
15Nm	14.102.040	800mm
30Nm	14.104.040	800mm

All backed by the Somfy 5 year manufacturer warranty.

**OPERATION CHOICES**



Single channel  
remote  
White  
#14.241.401  
Silver  
#14.241.416



5 channel  
remote  
White  
#14.242.401  
Silver  
#14.242.416




6 channel  
remote  
White  
#14.243.421  
Silver  
#14.243.422



16 channel  
remote  
White  
#14.243.430  
Silver  
#14.243.431



Key ring  
2 / 4 channel  
2 Channel  
#14.243.417  
4 Channel  
#14.243.418



Smooove origin  
wall switch  
#14.266.402

# MOTORS

## SONESSE

The SONESSE 40 is a hardwired motor suitable for smaller roller shutters with limited room. It has a slim 38mm diameter with a specially designed adaptor for Ozroll's 50mm axle.

A quiet drive, reliable progressive limiting and low power consumption are just a few of the design features for the SONESSE.



TORQUE	PART NUMBER	MIN SHUTTER WIDTH
9Nm	14.065.050	600mm

### OPERATION CHOICES



Inis Uno  
Wall Switch  
#14.202.401



Inis Duo  
Wall Switch  
#14.203.401



Toggle Switch  
#14.201.401  
Toggle Plate  
#14.220.401




Key Switch  
Surface Mount  
#14.235.000



Key Switch  
Flush Mount  
#14.237.000

## LT CSI OVERRIDE

The CSI (Manual override) motor is suitable for a wide range of roller shutter application types. Available in both 25nm and 40nm, the CSI's manual override function allows the versatility of operation even if power is not present. This motor utilises the same rapid set push button limits and axle adaptors as the standard LT motor, making it a great hardwired option for areas that are prone to power loss or those that are in BAL 40 regulated zones.



TORQUE	PART NUMBER	MIN SHUTTER WIDTH
25Nm	14.070.000	720mm
40Nm	14.071.000	785mm
50Nm	14.075.020	?

### OPERATION CHOICES



Inis Uno  
Wall Switch  
#14.202.401



Inis Duo  
Wall Switch  
#14.203.401



Toggle Switch  
#14.201.401  
Toggle Plate  
#14.220.401



Key Switch  
Surface Mount  
#14.235.000



Key Switch  
Flush Mount  
#14.237.000




Invisible Carden  
#14.300.000  
with Crank Handle  
#14.301.000

**RTS ALTUS 40 (PREMIUM RANGE)**







The RTS Altus range offers a motor suitable for small roller shutters with limited room. It has a slim 38mm diameter with a specially designed adaptor for Ozroll's 50mm axle.

This motor features a built-in radio receiver which has a memory capacity of 12 transmitters or channels plus 3 sensors.



TORQUE	PART NUMBER	MIN SHUTTER WIDTH
13Nm	14.069.003	600mm

**OPERATION CHOICES**

					
Single channel remote White #14.241.401 Silver #14.241.416	5 channel remote White #14.242.401 Silver #14.242.416	6 channel remote White #14.243.421 Silver #14.243.422	16 channel remote White #14.243.430 Silver #14.243.431	Key ring 2 / 4 channel #14.243.417 4 Channel #14.243.418	Smooove origin wall switch #14.266.402

**RTS CSI OVERRIDE (PREMIUM RANGE)**








This motor combines the practicality of the CSI (manual override) motor with the functionality of the RTS (Radio Technology Somfy). The RTS CSI Override is suitable for a wide range of roller shutter application types and is available in both 20nm, 40nm and 50mm.

The CSI's manual override function allows the versatility of operation even if power is not present and utilises the same axle adaptors as the rest of the LT range. Combine this with rapid set push button limits and all of the RTS capabilities; this motor is a great remote option for areas that are prone to power loss or those that are in BAL 40 regulated zones.



TORQUE	PART NUMBER	MIN SHUTTER WIDTH
20Nm	14.075.011	800mm
50Nm	14.074.000	900mm

**OPERATION CHOICES**

						
Single channel remote White #14.241.401 Silver #14.241.416	5 channel remote White #14.242.401 Silver #14.242.416	6 channel remote White #14.243.421 Silver #14.243.422	16 channel remote White #14.243.430 Silver #14.243.431	Key ring 2 / 4 channel #14.243.417 4 channel #14.243.418	Smooove origin wall switch #14.266.402	Invisible Carden #14.300.000 with Crank Handle #14.301.000

