

Mod/Var Slim & Universal Slim Receivers

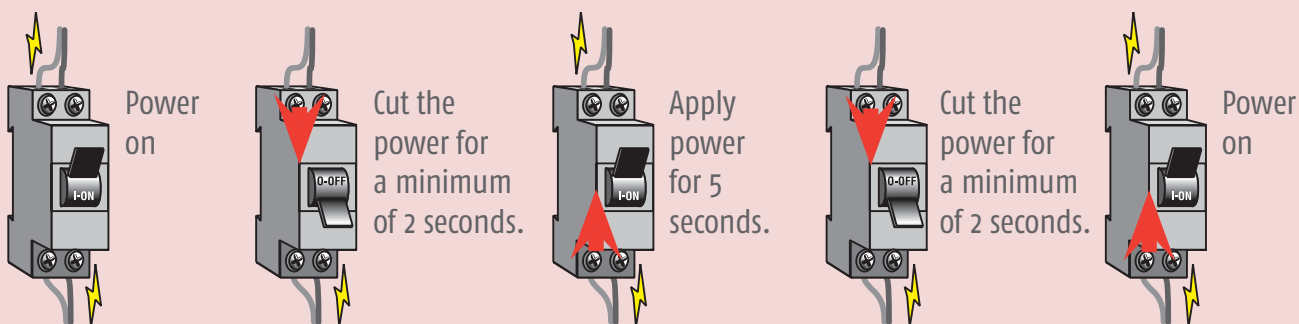
Returning to factory configuration



1 Power on the motor and receiver

Switch on the power to the receiver.


⚠ Only connect one receiver at a time.



Turn the power to the receiver off for 2 seconds, on for 5 seconds and off for 2 seconds. The blind will move for 5 seconds. If the blind didn't move, repeat the process.

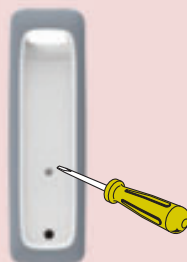


Select the pre-programmed channel on the remote.

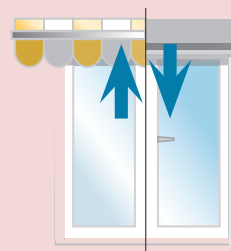


Smoove RTS

OR



Situ RTS



jiggle = control recorded

Press and hold the program button on the remote for 10 seconds. The blind jiggles once after 2 seconds and again after 10 seconds. All previous settings including remotes are cleared.

Mod/Var Slim & Universal Slim Receivers

Returning to factory configuration

